

ADESSO WARRANTY

ADESSO provides a limited warranty against defects in materials and workmanship for a period of ONE YEAR from the date of original retail purchase.

If you discover a defect, Adesso will, at its option, repair or replace the product at no charge to you, provided you return it during the warranty period with transportation charges pre-paid to Adesso. You must contact Adesso at support@adesso.com for a Return Merchandise Authorization number (RMA) prior to returning any product. For each product returned for warranty service, please include your name, shipping address (no P.O. Box), telephone number, copy of the bill of sale as proof of purchase and have the package clearly marked with your RMA number.

This warranty does not apply if the product has been damaged by accident, abuse, misuse or improper freight handling. The warranty will not cover products that have been modified without the written permission of Adesso, or if the serial number has been removed or defaced.

WARNING

Long-term repetitive use of any keyboard could cause injury to user. Adesso recommends users avoid excessive use of this or any keyboard.

SUPPORT

Website Support:

We have listed most of our FAQ's (Frequently Asked Questions) at:

<http://www.adesso.com/faqs.asp>.

Please visit our FAQ Service & Support pages before you contact our E-mail or Telephone Support.

Email Support:

If our FAQ's do not help you resolve your issues, please email support@adesso.com

Telephone Support:

Toll Free: (800) 467-1195
9:00AM to 6:00PM PST Monday - Friday.

TRADEMARK

Adesso is a trademark of Adesso Inc. All other trademarks and trade names are property of their respective holders.

Adesso Inc.

160 Commerce Way
Walnut, CA 91789
Phone (909) 839-2929
Fax (909) 839-2930
www.adesso.com

USER GUIDE



Tru-Form™ Pro



MODEL:
PCK-308 series

INTRODUCTION

Congratulations on your purchase of an Adesso Tru-Form® Pro Keyboard with integrated Glidepoint® Touch Pad. The contoured ergonomic design helps increase productivity while the integrated touchpad saves time and valuable desk space.

FEATURES

- Ergonomic, contoured split-key design gently places your hands, wrists and arms in a more comfortable typing position.
- Extra-deep wrist support allows you to support your hands and wrists, when typing or at rest.
- Hot Keys for Multimedia and Internet One-Touch Access.
- Glidepoint® Touchpad Centrally positioned for added convenience.
- Includes vertical scrolling feature integrated within the touchpad for faster browsing.
- Touchpad supports advanced features such as, Horizontal Scrolling, Zoom In/Out, Back and Forward functions by loading the Glidepoint Touchpad driver.

HARDWARE INSTALLATION

- Turn Off your computer before installing this keyboard.
- Plug the keyboard connector into the USB or PS/2 port according to the keyboard connector you have.
- Turn the computer ON. You should be ready to go.

DRIVER INSTALLATION

FOR WINDOWS VISTA /XP/2000 USERS

- Simply Plug and Play, there is no need to install any drivers for the Hot Keys or touchpad's standard feature with vertical scrolling function.
- For optional advanced features of your touch pad, such as Horizontal Scrolling, Zoom In/Out, and Back/Forward functions... Please download the driver from our drivers section:

<http://www.adesso.com/drivers/GlidePoint.zip>









FOR WINDOWS 98 /ME USERS:

- **HOTKEYS DRIVER INSTALLATION:** You can download the drivers for the Keyboard Hot Keys from our drivers section:

<http://www.adesso.com/drivers/pck-308.zip>

- There is no need to install the Glidepoint Touchpad driver on your computer. Simply plug in your keyboard and use the touchpad as a standard touchpad. **

HOT KEY FUNCTIONS

Function Name	Function Description
 Home	Launches the default Internet browser in your system.
 Favorites	Launches your favorite web page directory.
 E-Mail	Compose an e-mail using the default mail client.
 Mute	Mute & Un-Mute the audio.
 Volume -	Decreases the volume of the current audio.
 Volume +	Increases the volume of the current audio.
 Stop	Stops the audio/video file currently being played.
 Play/Pause	Plays/Pauses your video or audio media.

Note:

- * Please note that Windows NT will only support PS/2 connections.

- ** The touchpad's standard features include 2 button mouse with vertical scrolling functionality. Other optional advanced features, such as Horizontal Scrolling, Zoom In/Out, and Back/Forward functions, will only work under Windows 2000, XP or Vista after Glidepoint Touchpad driver is installed.

